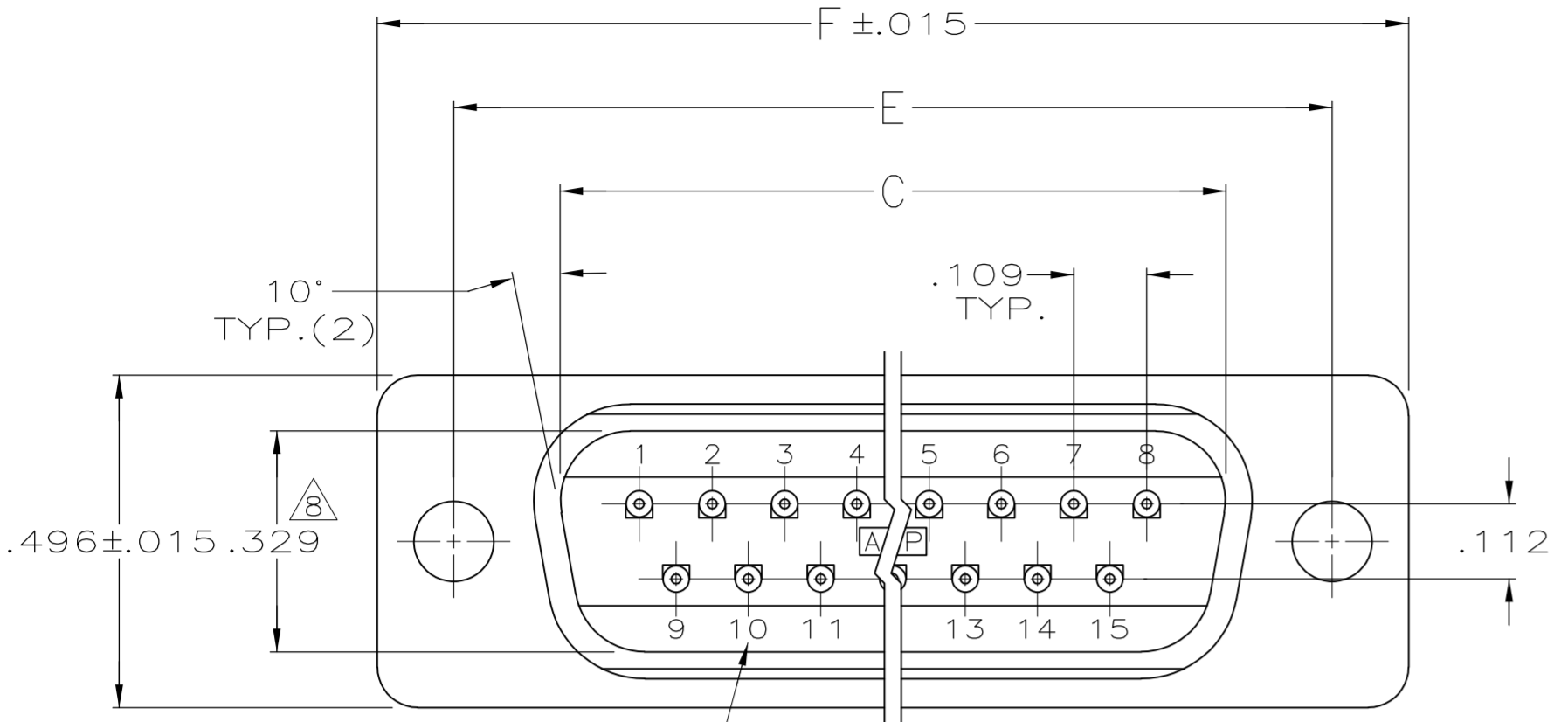
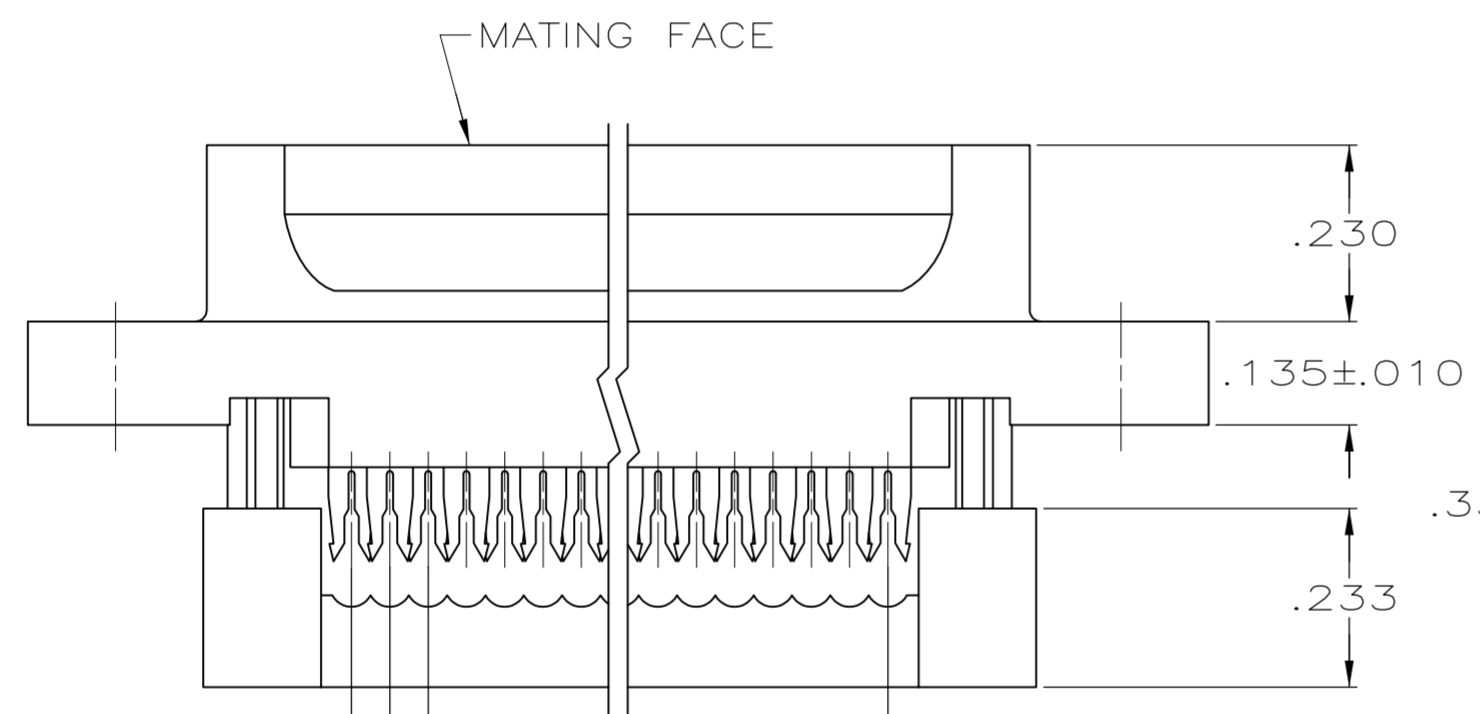


THIS DRAWING IS UNPUBLISHED. RELEASED FOR PUBLICATION  
 © COPYRIGHT BY TYCO ELECTRONICS CORPORATION. ALL RIGHTS RESERVED.

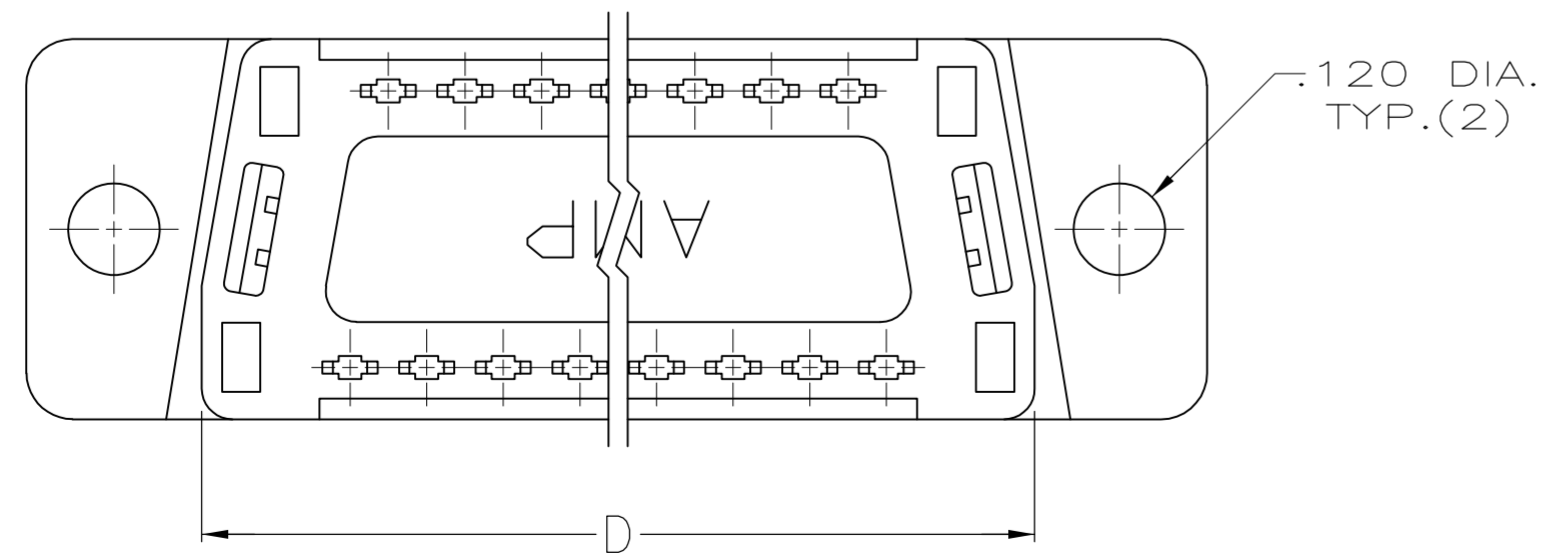
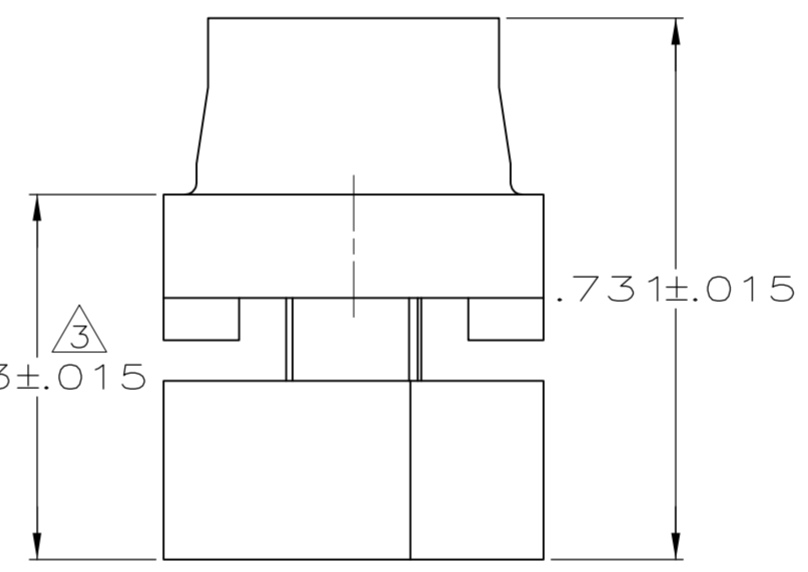
LOC	DIST	REVISIONS			
P	LTR	DESCRIPTION	DATE	DWN	APVD
GP	00	B	REVISED PER ECO-08-008760	30JUL2008	ZMRCWR



RAISED CAVITY IDENTIFICATION  
(15 POSITION SHOWN)



.050 REF.  
 .100 REF.  
 A SPACES AT .050 = B



- CONNECTORS COMPLY WITH AMP SPEC. 108-40,012 AND MATE WITH ANY SAME NUMBER POSITION RECEPTACLE CONNECTOR IN AMPLIMITE SERIES.
- CONNECTOR DESIGNED FOR 28 AND 26 AWG STRANDED AND SOLID CONDUCTOR RIBBON CABLE ON .050  $\phi$ .
- DIMENSION APPLIES TO TERMINATED CONNECTOR.
- MOLDED PARTS: FLAME RETARDANT 94V-0 RATED THERMOPLASTIC; COLOR: BLACK.
- CONTACTS: PHOS. BRONZE PER QQ-B-750.
- GOLD PLATING PER MIL-G-45204, TIN PLATING PER MIL-T-10727, NICKEL PLATING PER QQ-N-290.
- CONTACTS:  
 .000030 GOLD ON MATING END, .000100-.000200 MATTE TIN ON TERMINATION END, ALL OVER .000050 NICKEL ON ENTIRE CONTACT.  
 OR  
 GOLD FLASH OVER PALLADIUM-NICKEL ON MATING END, .000030 MIN TOTAL, .000100-.000200 MATTE TIN ON TERMINATION END, ALL OVER .000050 NICKEL ON ENTIRE CONTACT.
- DIMENSION APPLIES TO BASE OF SHROUD.

1.216	.984	.759	.666	.400	8	9	1658615-4
1.541	1.312	1.087	.994	.700	14	15	1658615-3
2.090	1.852	1.623	1.534	1.200	24	25	1658615-2
2.732	2.500	2.275	2.183	1.800	36	37	1658615-1
F	E	D	C	B	A	NO.OF POS.	PART NUMBER

THIS DRAWING IS A CONTROLLED DOCUMENT.

DWN	L. BAUM	6/13/03	Tyco Electronics Corporation Harrisburg, PA 17105-3608
CHK	C. ROHDE	6/13/03	
APVD	M. WALMSLEY	6/13/03	
PRODUCT SPEC			
NAME	PLUG ASSEMBLY, LEAD-FREE, AMPLIMITE HDF		
APPLICATION SPEC	-		
SIZE	A2	CAGE CODE	00779
DRAWING NO	C=1658615		RESTRICTED TO
WEIGHT	-		
CUSTOMER DRAWING		SCALE	4:1
		SHEET	1 of 1
		REV	B